



Cover 2:
Rich Charcoal

Cover 1:
Rancho Charcoal

Cover 3:
Nikon Charcoal

Chrome Feet

Omega Collection

Colours represented are to be used as a guide only.
Please refer to manufacturers swatch for a more accurate colour match.

Please note that colour shadings can vary slightly from each roll of fabric.
We cannot guarantee a precise match to these samples or between cut lengths and upholstered goods.

Extra Flex[®]
Soft, Supportive Seating

10/06/2024

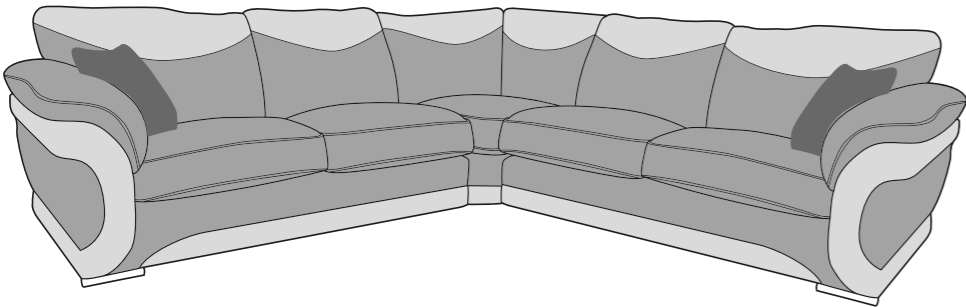
OMEGA COVER GUIDE - STANDARD BACK

COVER 1 = OUTER / TRIM / PIPING (EXCLUDING SEAT CUSHIONS) REVERSE OF NONE SCALLOPED PILLOWS & SCATTER CUSHIONS

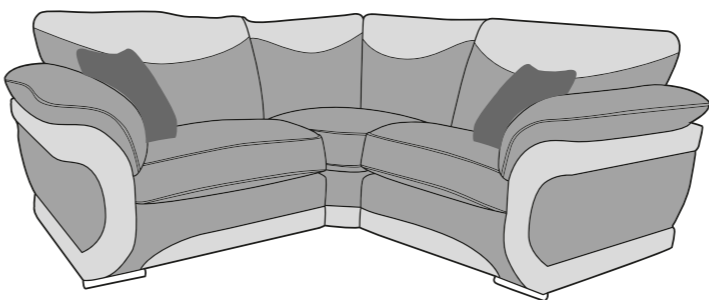
Please use this guide when ordering the following pieces to clarify cover options.

STANDARD BACK

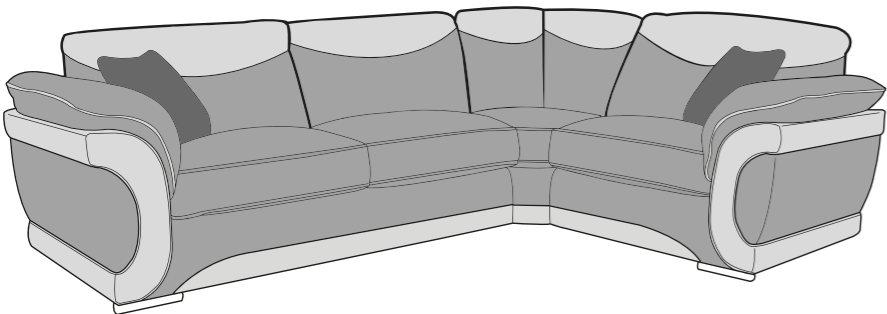
L2, CO, R2 (LH2, COR, RH2) Group



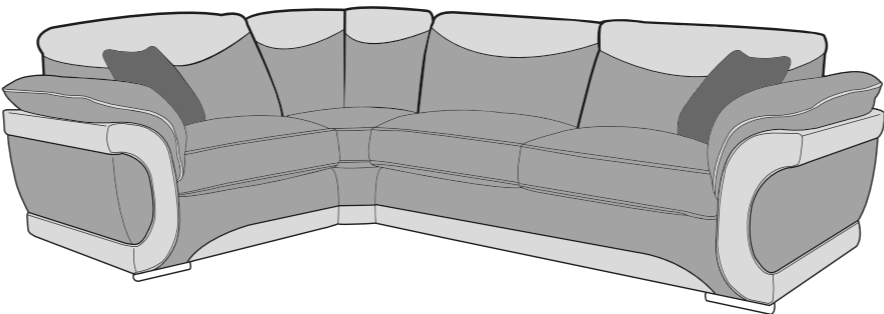
L1, CO, R1 (LH1, COR, RH1) Group



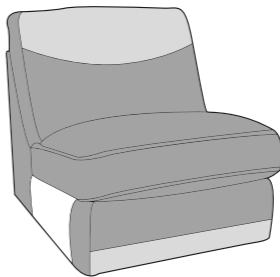
L2, CO, R1 (LH2, COR, RH1) Group



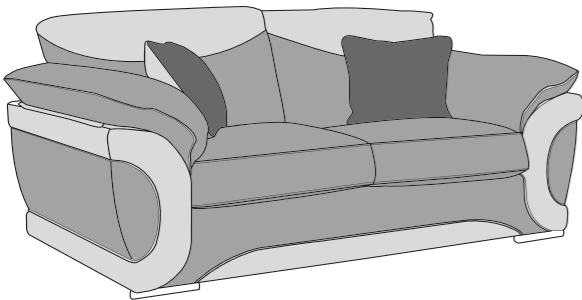
L1, CO, R2 (LH1, COR, RH2) Group




AU (ALU)



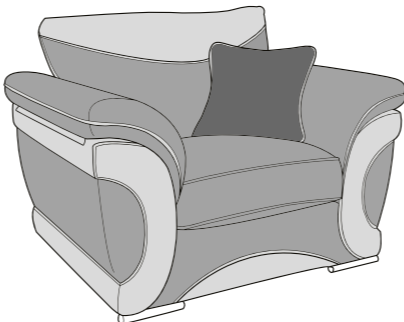
3 Seater Sofa
H: 92cm W: 214cm D: 97cm



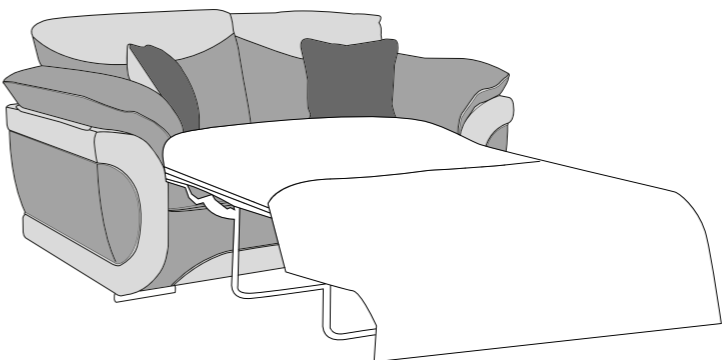
2 Seater Sofa
H: 92cm W: 189cm D: 97cm




Arm Chair
H: 92cm W: 126cm D: 97cm

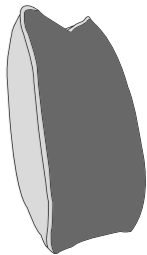


2 Seater Sofa Bed (2SB)



-  **COVER 1**
(OUTER)
-  **COVER 2**
(INNER)
-  **COVER 3**
(SCATTER)

Scatter Cushions



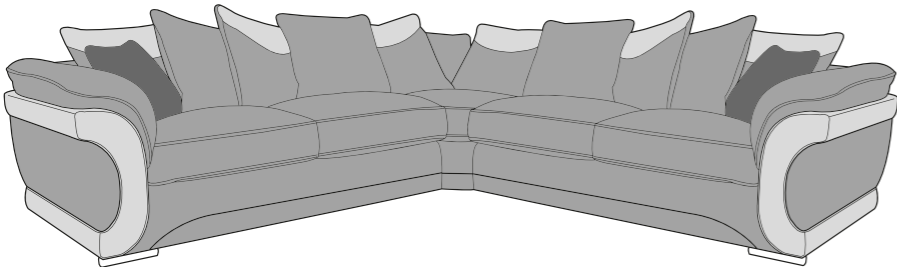
Front = Cover 3
Piping = Cover1
Reverse = Cover1



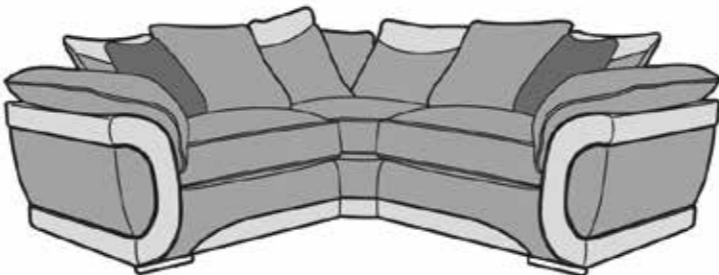
OMEGA COVER GUIDE - PILLOW BACK

Please use this guide when ordering the following pieces to clarify cover options.


L2, CO, R2 (LH2, COR, RH2) Group



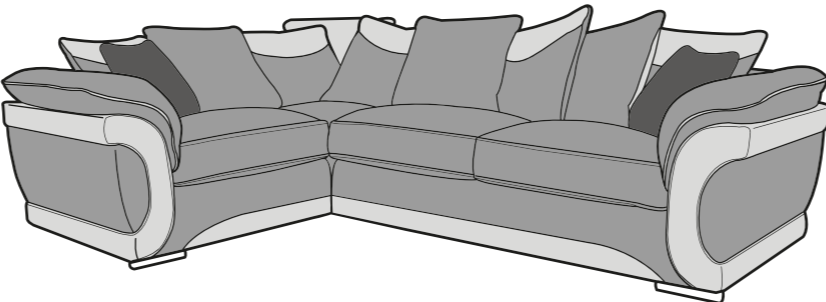
L1, CO, R1 (LH1, COR, RH1) Group



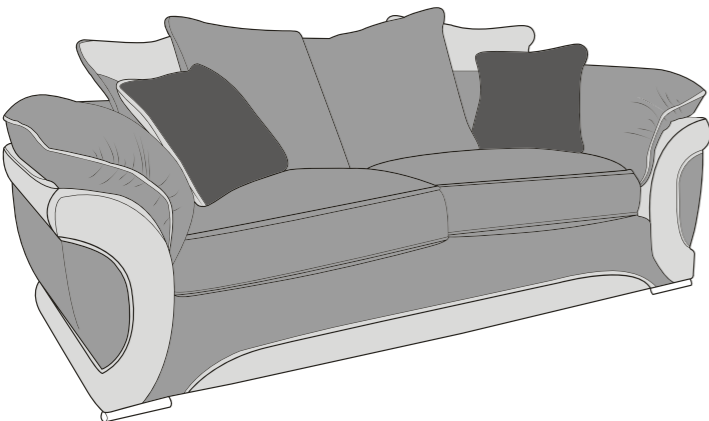
L2, CO, R1 (LH2, COR, RH1) Group



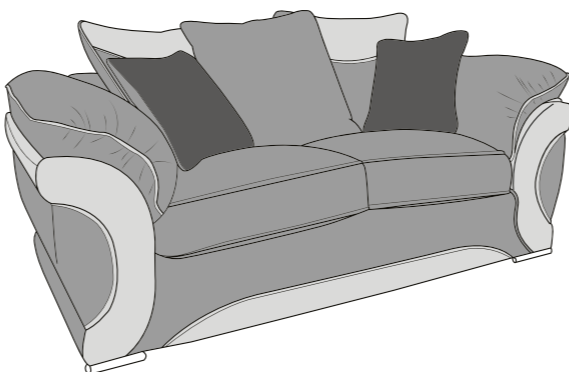
L1, CO, R2 (LH1, COR, RH2) Group




3 Seater Sofa



2 Seater Sofa



AL (ALU)



V

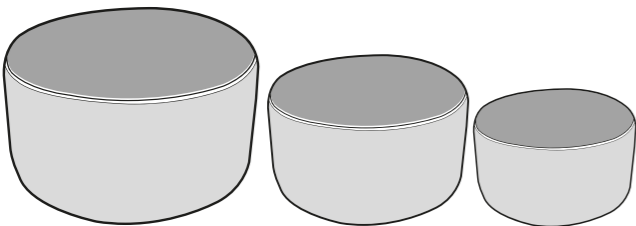
COVER 1
(BODY)

COVER 2
(PILLOW)

COVER 3
(SCATTER)

ACCENT PIECES

Dollie Footstools (FST)



Weight limits per seat: tested according with BS EN 12520:2010 & BS EN 1022:2005 for general domestic use which are based on persons weighing up to a maximum of 110kg.

OMEGA DIMENSIONS (CM)

AVAILABLE PIECES	HEIGHT 1	OUTBACK HEIGHT	WIDTH 2	DEPTH 3	ARM HEIGHT	SEAT HEIGHT 4	SEAT DEPTH 5	SEAT WIDTH 6	ACCESS DIAGONAL 7	WEIGHT (KG)	PILLOW BACK NO.	SCATTER CUSHION NO.
L2, CO, R2 GROUP	92	73	293	293	75	55	N/A	N/A	N/A	138	11	2
L1, CO, R1 GROUP	92	73	219	219	75	55	N/A	N/A	N/A	105	7	2
L2, CO, R1 GROUP or L1, CO, R2 GROUP	92	73	293	219	75	55	N/A	N/A	N/A	121.5	9	2
L2/R2 UNIT	92	73	187	97	75	55	59	N/A	N/A	53	4	1
L1/R1 UNIT	92	73	113	97	75	55	59	N/A	N/A	36.5	2	1
CO - CORNER UNIT	92	73	106	106	N/A	55	59	N/A	N/A	32	3	N/A
AU - ARMLESS UNIT	92	73	77	97	N/A	55	59	N/A	N/A	24.5	2	N/A
3 SEATER SOFA	92	73	214	97	75	55	59	N/A	N/A	72	4	2
2 SEATER SOFA	92	73	186	97	75	55	59	N/A	N/A	63.5	3	2
ARM CHAIR	92	73	126	97	75	55	59	N/A	N/A	46.5	N/A	1
SOFA BED - STD BACK ONLY												
2S (120CM SOFA BED) STANDARD	92	73	186	97	75	55	59	N/A	N/A	78.5	N/A	2
OPEN DEPTH OF SOFA BED 226CM												
ACCENT PIECES												
DOLLIE FOOTSTOOLS (NEST OF 3)	40	N/A	68	68	N/A	N/A	N/A	N/A	N/A	19	N/A	N/A

SOFABEDS: SLEEP OPTIONS

STANDARD ACTION & FOAM MATTRESS

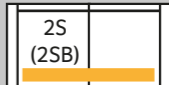
A three fold metal action with a sprung 'polyprop' base. Complemented by a high performance foam mattress. For occasional use only.

Mattress Thickness: 6cm

Mattress Length: 185cm

3 fold action is 140Kg total max occupancy weight

120cm sofa bed:



Mattress Width:113cm



* Hardwood & composite board frame.

* Dowelled, screwed, glued & stapled joinery.

* Chrome & Wood foot options.

* Fibre filled backs for added comfort.

* Reversible pillows & back cushions for durability and comfort.

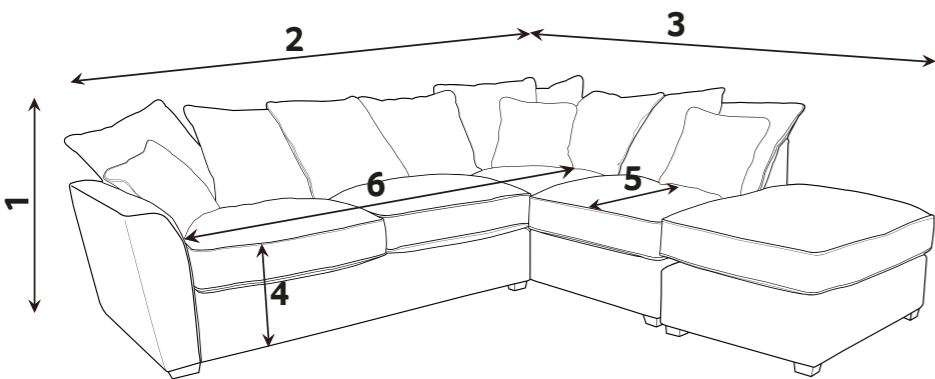
* Fibre filled scatters included.

* Extraflex high comfort seat cushions

* Serpentine seat springs & silent wire.

* Superloop back springs.

DIMENSION GUIDE

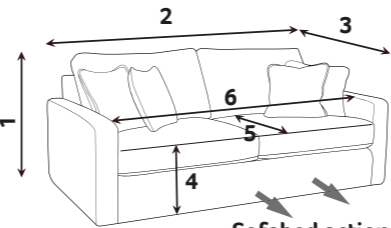


1 - HEIGHT
2 - WIDTH

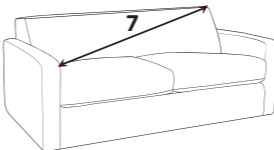
3 - DEPTH
4 - SEAT HEIGHT

5 - SEAT DEPTH (STD & PILLOW)
6 - SEAT WIDTH

7 - DIAGONAL ACCESS



Check the diagonal access dimension to ensure furniture will fit in your home.



Illustrations used for reference only.

Extra Flex®

A high density foam base seat interior with a hand-rolled carded fibre, channelled topper which provides both softness and support.

CARE GUIDE

Extraflex seat cushions should be **plumped up on a regular basis** to help maintain the aesthetic appeal of your upholstery, the plumping of cushions is essential to help retain the comfort and softness of any piece of upholstered furniture.

To improve the longevity of your hand-made furniture, we recommend rotating cushions (where applicable).


For further information on maintaining your furniture please refer to the care guide located under the seat platform.

Oak

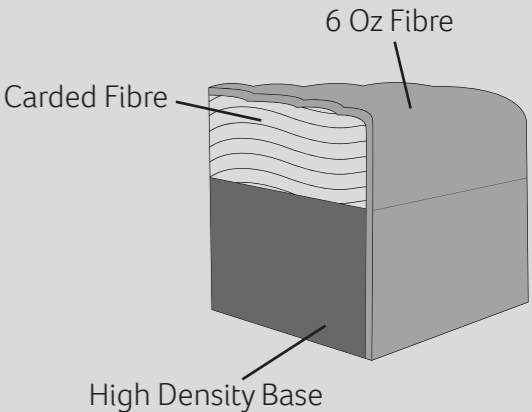
Dark Ash

Chrome

FOOT OPTIONS:



Wood is a natural product and will vary in shade/colour from item to item. Feet may require fitting.



Please note : All dimension are approximate. Allow tolerance of +/- 2.5cm.
Depth measurement includes seat cushion overhang.

10/06/2024